






House lead-ins.
Master the transition.

www.gabocom.com



House lead-ins ADSB. With integrated sealing element.

For ambiances with soil moisture and non-pressing water- to be used without any tools: Each kit contains an inner and an outer part with integrated seals, for a gas- and water-tight lead-in up to 1 bar of up to two speed•pipe® or cables into the house through the cellar. The ADSB-F can also be installed in buildings without a cellar. After the blowing-in procedure the speed•pipe® ground is lead into the integrated deflection duct and further on is lead along the wall of the cellar.





	Set ADSB 28 / 7	Set ADSB-F 28 / 7 (flexible)	Set ADSB-F 28 / 10 (flexible)
			
Art-Nr:	42124	42469	42470
application range:	buildings with basement	buildings with/ without basement	buildings with/ without basement
speed•pipe® dimensions:	1 × 7	1 × 7	1 × 10
water impact classes according to DIN 18533:*	W1.1-E W1.2-E	W1.1-E W1.2-E	W1.1-E W1.2-E
gas and water tightness:	1 bar	1 bar	1 bar
bore diameter:	Ø 28 mm	Ø 28 mm	Ø 28 mm
core drilling:	No	No	No
installation angle:	horizontal	up to 30°	up to 30°
wall thicknesses:	all**	all**	all**
principle of sealing:	integrated sealing element	integrated sealing element	integrated sealing element
installation in concrete wall:	no auxiliary material needed	no auxiliary material needed	no auxiliary material needed
installation in hollow block:	casing tube***	casing tube***	casing tube***
suitable casing tube:	SKW 32/390 mm (Art-Nr: 1987) SKW 32/500 mm (Art-Nr: 1988)	SKW 32/390 mm (Art-Nr: 1987) SKW 32/500 mm (Art-Nr: 1988)	SKW 32/390 mm (Art-Nr: 1987) SKW 32/500 mm (Art-Nr: 1988)

* W1.1-E: Soil moisture and non-pressing water in floor slabs and walls in contact with the ground
W1.2-E: Soil moisture and non-pressing water in floor slabs and walls in contact with the ground with drainage

** From a wall thickness of 400 mm, the use of a casing tube is recommended.

*** Usage casing tube: The borehole diameter must be individually adapted to the type of masonry and backfill material (swelling mortar or resin inject).



	Set ADSB 7,0-9,0	Set ADSB D 7,0-9,0	Set ADSB 9,0-12,5	Set ADSB D 9,0-12,5
				
Art-Nr:	42157	42159	42158	42160
application range:	buildings with basement	buildings with basement	buildings with basement	buildings with basement
speed•pipe® dimensions:	1 × 7	2 × 7	1 × 10 1 × 12	2 × 10 2 × 12
water impact classes according to DIN 18533:*	W1.1-E W1.2-E	W1.1-E W1.2-E	W1.1-E W1.2-E	W1.1-E W1.2-E
gas and water tightness:	1 bar	1 bar	1 bar	1 bar
bore diameter:	Ø 47 mm	Ø 47 mm	Ø 47 mm	Ø 47 mm
core drilling:	Yes	Yes	Yes	Yes
installation angle:	horizontal	horizontal	horizontal	horizontal
wall thicknesses:	all**	all**	all**	all**
principle of sealing:	integrated sealing element	integrated sealing element	integrated sealing element	integrated sealing element
installation in concrete wall:	no auxiliary material needed	no auxiliary material needed	no auxiliary material needed	no auxiliary material needed
installation in hollow block:	casing tube***	casing tube***	casing tube***	casing tube***
suitable casing tube:	SKW 50/390 mm (Art-Nr: 1989) SKW 50/500 mm (Art-Nr: 1990)	SKW 50/390 mm (Art-Nr: 1989) SKW 50/500 mm (Art-Nr: 1990)	SKW 50/390 mm (Art-Nr: 1989) SKW 50/500 mm (Art-Nr: 1990)	SKW 50/390 mm (Art-Nr: 1989) SKW 50/500 mm (Art-Nr: 1990)




House lead-ins GFH/MIS. Resin injection.

For ambiances with soil moisture or with moderate exposure to pressing water up to 3 m immersion depth: GFH and MIS supplement the gabocom range with universal house lead-ins with injection systems for boreholes in the most common wall types. With the help of a resin injection, speed•pipe® ground are sealed against gas and water up to 1 bar after the injection process.

	GFH 20 2x7-10 PRO	GFH 20 1x12-16 PRO
		
Art-Nr:	3578	3579
application range:	buildings with/ without basement	buildings with/without basement
speed•pipe® dimensions:	1 × 7 2 × 7 1 × 10 2 × 10	1 × 12 1 × 14 1 × 16
water impact classes according to DIN 18533:*	W1.1-E W1.2-E W2.1-E	W1.1-E W1.2-E W2.1-E
gas and water tightness:	1 bar	1 bar
bore diameter:	Ø 20 mm	Ø 20 mm
core drilling:	No	No
installation angle:	to 45°	to 45°
wall thicknesses:	all	all
principle of sealing in concrete wall/ hollow block:	resin injection	resin injection
auxiliary material:	cartridge gun (Art-Nr: 3646)	cartridge gun (Art-Nr: 3646)

* W1.1-E: Soil moisture and non-pressing water in floor slabs and walls in contact with the ground
W1.2-E: Soil moisture and non-pressing water in floor slabs and walls in contact with the ground with drainage
W 2.1-E: Moderate impact of pressing water ≤ 3 m immersion depth




	MIS 40D 2x5-7 Set	MIS 40D 1x9-12 Set	MIS 60D K Set
			
Art-Nr:	3576	3577	3575
application range:	buildings with basement	buildings with basement	buildings with basement
speed•pipe® dimensions:	1 × 7 2 × 7	1 × 10 1 × 12	1 × 7 2 × 7 3 × 7 4 × 7 1 × 10 2 × 10 3 × 10 1 × 12 1 × 14 1 × 16
water impact classes according to DIN 18533:*	W1.1-E W1.2-E W2.1-E	W1.1-E W1.2-E W2.1-E	W1.1-E W1.2-E W2.1-E
gas and water tightness:	1 bar	1 bar	1 bar
bore diameter:	Ø 40 - 50 mm	Ø 40 - 50 mm	Ø 62 - 65 mm
core drilling:	Yes	Yes	Yes
installation angle:	horizontal	horizontal	horizontal
wall thicknesses	200 - 900 mm	200 - 900 mm	200 - 900 mm
principle of sealing in concrete wall/hollow block:	resin injection	resin injection	resin injection
auxiliary material:	cartridge gun (Art-Nr: 3646)	cartridge gun (Art-Nr: 3646)	cartridge gun (Art-Nr: 3646)

House lead-ins MIS available on request.

House lead-ins above ground. With integrated sealing element.

By means of a gas-stop that is integrated at the wall of the house, in the exterior area it is modified from speed•pipe® ground to speed•pipe® indoor for the interior of the building. The gas-stop fixes the cable and seals it longitudinally against gas and water up to 0.5 bar. speed•pipe® and joint are covered by unobtrusive and simple blinds and are mechanically protected.

	Set HEO 7 (with Gas-Stop)	Set MOB 7 (without Gas-Stop)	Set HEO 10 (with Gas-Stop)	Set HEO 12 (with Gas-Stop)
				
Art-Nr:	3457	3458	2633	3908
application range:	above the ground	above the ground	above the ground	above the ground
speed•pipe® dimensions:	1 × 7	1 × 7	1 × 10	1 × 12
cable diameter:	0.8 - 2.7		1.8 - 4.6	3.0 - 6.8
gas and water tightness:	0,5 bar (inside the tube)	0,5 bar (inside the tube)	0,5 bar (inside the tube)	0,5 bar (inside the tube)
splash water protection:	IP 65	IP 65	IP 65	IP 65
bore diameter:	Ø 20 mm	Ø 20 mm	Ø 20 mm	Ø 22 mm
installation angle:	horizontal	horizontal	horizontal	horizontal
wall thicknesses up to:	560 mm	560 mm	560 mm	560 mm
principle of sealing:	integrated sealing element	integrated sealing element	integrated sealing element	integrated sealing element
installation in all common wall types:	no auxiliary material needed	no auxiliary material needed	no auxiliary material needed	no auxiliary material needed

Find the house lead-in for
your application with our
productfinder.




Master the transition. Products around house lead-ins.




CASING TUBE SKW 32 / 50

In order that the integrated seal also can completely grasp in brick masonry via the lever mechanism, the additional use of the sanded casing tube SKW is recommended.



COSTUMER CONNECTION POINT (APL/HÜP)

With the MDU series (MDU S1 XS – S5), the connection of one residential unit up to 96 residential units can be realized. In addition, the MDUs are also available as pure splice boxes – whereby up to 432 splices can be managed. As with all IR-products, the integrated fibre management system in the MDU S3 as well as MDU S5 is fully scalable and consists of common components.



DIVISIBLE INDOOR CONNECTORS WITH GAS-STOP EBM-GS 7 / 10 / 12 / 14 indoor

The flame-retardant and halogen-free connectors EBM-GS indoor are equipped with an integrated gas-stop. They were developed by gabocom for connecting occupied speed•pipe® indoor and for sealing them against gas and water up to 0.5 bar. The divisible fittings are tensile and quick and easy to assemble.



DIVISIBLE INDOOR SEALING ELEMENTS EZA-t 4 / 7 / 10 / 12 / 14 indoor

The flame-retardant, halogen-free and divisible sealing elements EZA-t indoor are reusable and are suitable for sealing empty and occupied speed•pipe® indoor. They are tensile, gas- and water-tight up to 0.5 bar and contain a lead for fiber optic cables. The integrated safety valve opens before a possible blow-in pressure of 10 bar is reached. The fittings are quick and easy to assemble without any special tools.



You can find more details about our products in our download center.



Contact.
personal. competent.

gabo Systemtechnik GmbH
a Member of HellermannTyton
Am Schaidweg 7
94559 Niederwinkling
GERMANY

Tel. +49 9962 950-200
Fax. +49 9962 950-202

info@gabocom.com
www.gabocom.com